

S P E C I F I C A T I O N S



KLIPSCH KG 5.2

BANDWIDTH:
34-20K Hz \pm 3 dB
SENSITIVITY:
96 dB @ 1 watt/1 meter
NOMINAL IMPEDANCE:
8 Ohms
POWER HANDLING:
100 watts (500 watts peak)
ENCLOSURE TYPE:
Vented Box (via Passive Radiator), 2-Way System
DRIVE COMPONENTS:
K-85-K Tweeter
K-1001-K 10" (25.4 cm)
Woofer
KD-121-K 12" (30.5 cm)
Passive Radiator
WEIGHT:
54 lbs./24.5 kg
CROSSOVER FREQUENCY:
1600 Hz
DIMENSIONS:
Height: 33½" (85.1 cm)
(w/o feet)
Width: 14¾" (37.5 cm)
Depth: 12¾" (32.4 cm)



KLIPSCH KG 4.2

BANDWIDTH:
36-20K Hz \pm 3 dB
SENSITIVITY:
95 dB @ 1 watt/1 meter
NOMINAL IMPEDANCE:
8 Ohms
POWER HANDLING:
100 watts (500 watts peak)
ENCLOSURE TYPE:
Vented Box (via Passive Radiator), 2-Way System
DRIVE COMPONENTS:
K-85-K Tweeter
K-1005-K 10" (25.4 cm)
Woofer
KD-101-K 10" (25.4 cm)
Passive Radiator
WEIGHT:
44 lbs./20 kg
CROSSOVER FREQUENCY:
1600 Hz
DIMENSIONS:
Height: 30½" (77.5 cm)
(w/o feet)
Width: 13½" (34.3 cm)
Depth: 11¾" (29.8 cm)



KLIPSCH KG 3.2

BANDWIDTH:
36-20K Hz \pm 3 dB
SENSITIVITY:
94 dB @ 1 watt/1 meter
NOMINAL IMPEDANCE:
8 Ohms
POWER HANDLING:
65 watts (325 watts peak)
ENCLOSURE TYPE:
Vented Box (via Passive Radiator), 2-Way System
DRIVE COMPONENTS:
K-84-K Tweeter
K-1002-K 8" (20.32 cm)
Woofer
KD-102-K 10" (25.40 cm)
Passive Radiator
WEIGHT:
32 lbs./14.5 kg
CROSSOVER FREQUENCY:
1800 Hz
DIMENSIONS:
Height: 25½" (64.77cm)
(w/o feet)
Width: 12¾" (31.43 cm)
Depth: 10¾" (27.30 cm)



KLIPSCH KG 2.2

BANDWIDTH:
50-20K Hz \pm 3 dB
SENSITIVITY:
93 dB @ 1 watt/1 meter
NOMINAL IMPEDANCE:
8 Ohms
POWER HANDLING:
75 watts (375 watts peak)
ENCLOSURE TYPE:
Vented Box (via Passive Radiator), 2-Way System
DRIVE COMPONENTS:
K-86-K (Tweeter Horn Integral w/Baffle)
Two K-1008-K 6½" (15.24 cm) Woofers
WEIGHT:
19½ lbs./8.86 kg
CROSSOVER FREQUENCY:
2200 Hz
DIMENSIONS:
Height: 19½" (44.53 cm)
Width: 9¼" (23.49 cm)
Depth: 9¼" (23.49 cm)



KLIPSCH KG 1.2

BANDWIDTH:
50-20K Hz \pm 3 dB
SENSITIVITY:
90 dB @ 1 watt/1 meter
NOMINAL IMPEDANCE:
8 Ohms
POWER HANDLING:
50 watts (250 watts peak)
ENCLOSURE TYPE:
Vented Box (via Passive Radiator), 2-Way System
DRIVE COMPONENTS:
K-86-K (Tweeter Horn Integral w/Baffle)
K-1007-K 6½" (15.24 cm)
Woofer
CROSSOVER FREQUENCY:
2200 Hz
WEIGHT:
15 lbs./6 kg
DIMENSIONS:
Height: 13" (33.02 cm)
Width: 9¼" (23.49 cm)
Depth: 9¼" (23.49 cm)

Optional video shielding in kg 2.2 and 1.2 allows speaker placement in home theater center channel configurations.

KLIPSCH KG SW PASSIVE SUBWOOFER

BANDWIDTH:
38-150K Hz \pm 3 dB
SENSITIVITY:
Low Output: 91 dB
@ 1 watt/1 meter
High Output: 94 dB
@ 1 watt/1 meter
NOMINAL IMPEDANCE:
Low Output: 8 Ohms
High Output: 4 Ohms



POWER HANDLING:
100 watts (500 watts peak)
ENCLOSURE TYPE:
Bandpass
DRIVE COMPONENTS:
Two K-1004-K 8" (20.3 cm)
Woofers
CROSSOVER POINTS:
Subwoofer: 150 Hz Low Pass
Satellites: 150 Hz High Pass

WEIGHT:
42 lbs./19.1 kg
DIMENSIONS:
Height: 12¼" (31.1 cm)
Width: 24¼" (61.6 cm)
Depth: 15¾" (40.3 cm)




Klipsch


Manufacturing Facilities: P.O. Box 688 • Hope, Arkansas U.S.A. 71801-0688 (501) 777-6751 • FAX (501) 777-6753
Sales and Administrative Offices: 8900 Keystone Crossing, Suite 1200 • Indianapolis, Indiana U.S.A. 46240 (317) 574-3866 • FAX (317) 574-3870



KG 5.5



KG 4.5



KG 3.5

Cabinet alignments featuring bass reflex tuning render outstanding low frequency performance. In addition to tight bass, KG cabinet alignments deliver excellent detail. Music reproduction is amazingly dynamic and accurate.

Narrow front panels and a driver configuration raised to listening height deliver accurate recreation of soundstage information. The carbon-graphite-injected woofer keeps distortion to a minimum while allowing a broad dynamic range.

The KG 4.5 and KG 5.5 feature unique Klipsch Tractrix[®] horn technology for tremendous depth of soundstage information and remarkable realism.

Beautiful finishes make KG floor standing speakers versatile enough to fit any environment. Sleek cabinet designs complement both traditional and contemporary furniture.

Klipsch KG floor standing speakers can be used as front channels in a Klipsch Audio and Home Theater System.

F

F

F

K G 5 . 5

BANDWIDTH:
34-20 kHz \pm 3 dB

SENSITIVITY:
98 dB @ 1 watt/1 meter

NOMINAL IMPEDANCE:
8 Ohms

POWER HANDLING:
100 watts (500 watts peak)

ENCLOSURE TYPE:
Bass reflex, 2-Way System

DRIVE COMPONENTS:
K-85-K tweeter
(2) K-1023-K 10" (25.4 cm) woofers

CROSSOVER FREQUENCY:
1600 Hz

WEIGHT:
69 lbs. (31.36 kg)

DIMENSIONS:
Height: 37 1/2" (95.25 cm) w/o feet
Width: 12 1/4" (31.12 cm)
Depth: 17 1/2" (44.45 cm)

K G 4 . 5

BANDWIDTH:
36-20 kHz \pm 3 dB

SENSITIVITY:
95 dB @ 1 watt/1 meter

NOMINAL IMPEDANCE:
8 Ohms

POWER HANDLING:
100 watts (500 watts peak)

ENCLOSURE TYPE:
Bass reflex, 2-Way System

DRIVE COMPONENTS:
K-85-K tweeter
K-1005-K 10" woofer

CROSSOVER FREQUENCY:
1600 Hz

WEIGHT:
54 lbs. (24.55 kg)

DIMENSIONS:
Height: 37 1/2" (95.25 cm) w/o feet
Width: 12 1/4" (31.12 cm)
Depth: 12 3/4" (32.39 cm)

K G 3 . 5

BANDWIDTH:
36-20 kHz \pm 3 dB

SENSITIVITY:
94 dB @ 1 watt/1 meter

NOMINAL IMPEDANCE:
8 Ohms

POWER HANDLING:
65 Watts (325 watts peak)


ENCLOSURE TYPE:
Bass reflex, 2-Way System

DRIVE COMPONENTS:
K-84-K tweeter
K-1002-K 8" woofer


CROSSOVER FREQUENCY:
1800 Hz

WEIGHT:
39 lbs. (17.73 kg)


DIMENSIONS:
Height: 33 1/2" (85.09 cm) w/o feet
Width: 10 1/2" (26.67 cm)
Depth: 11 1/2" (29.21 cm)



KG 2.5



KG 1.5



KG .5

Compact and versatile, KG bookshelf speakers are the perfect fit wherever you want great sound. Pre-drilled for Omnimount® brackets, they can be easily mounted to a wall or other surface for compelling music or movie soundtrack reproduction.

The KG .5 uses a unique Klipsch-designed dhorm driver to deliver amazing power and clarity for a speaker of it's size and price category. Finished in attractive black vinyl, it can be used as front channels or surrounds.

Beautiful finishes have been developed by the Klipsch design team for the KG 1.5 and KG 2.5 bookshelf speakers. Famous Klipsch horn technology provides detailed high frequency response. Advanced woofers deliver broad dynamics with low levels of distortion.

The KG 1.5 and KG 2.5 can be used as either front channels or surrounds. All three bookshelf speakers are available in white vinyl to blend easily when mounted to a wall.

F S	F S	F S
K G 2 . 5	K G 1 . 5	K G . 5
BANDWIDTH: 50-20 kHz ± 3 dB	BANDWIDTH: 50-20 kHz ± 3 dB	BANDWIDTH: 60-20 kHz ± 3 dB
SENSITIVITY: 93 dB SPL@ 1 Watt/1 Meter	SENSITIVITY: 90 dB SPL@ 1 Watt/1 Meter	SENSITIVITY: 90 dB SPL @ 1 Watt/1 Meter
NOMINAL IMPEDANCE: 8 Ohms	NOMINAL IMPEDANCE: 8 Ohms	NOMINAL IMPEDANCE: 8 Ohms
POWER HANDLING: 75 Watts (375 watts peak)	POWER HANDLING: 50 Watts (200 watts peak)	POWER HANDLING: 50 Watts (200 watts peak)
ENCLOSURE TYPE: Bass reflex (via rear mounted port) 2-Way System	ENCLOSURE TYPE: Bass reflex (via rear mounted port) 2-Way System	ENCLOSURE TYPE: Bass reflex (via rear mounted port) 2-Way System
DRIVE COMPONENTS: 1 - 1" (2.54 cm) K-86-K tweeter 2 - 6 1/2" (15.24 cm) K-1019-S woofers	DRIVE COMPONENTS: 1 - 1" (2.54 cm) K-86-K tweeter 1 - 6 1/2" (15.24 cm) K-1018-S woofer	DRIVE COMPONENTS: 1 - 1" (2.54 cm) K-88-K dhorm tweeter 1 - 5 1/4" (14 cm) K-1015-K woofer
CROSSOVER FREQUENCY: 2200 Hz	CROSSOVER FREQUENCY: 2200 Hz	CROSSOVER FREQUENCY: 1800 Hz
WEIGHT: 19 1/2 lbs.(8.9 kg)	WEIGHT: 15 lbs.(6 kg)	WEIGHT: 10 lbs.(4.5 kg)
DIMENSIONS: Height: 19 1/2" (44.5 cm) Width: 9 1/4" (23.5 cm) Depth: 9 1/4"(23.5 cm)	DIMENSIONS: Height 13" (33.0 cm) Width: 9 1/4" (23.5 cm) Depth: 9 1/4" (23.5 cm)	DIMENSIONS: Height: 11 7/8" (30.2 cm) Width: 8 1/2" (21.6 cm) Depth: 7" (17.8 cm)
FEATURES: Pre-drilled for 75 Series Omnimount bracket	FEATURES: Pre-drilled for 75 Series Omnimount bracket	FEATURES: Pre-drilled for 53 Series Omnimount bracket
OPTIONS: Video Shielding	OPTIONS: Video Shielding	

These Klipsch finishes have been designed to blend with the most popular furniture finishes in today's homes. To help maintain the original beauty of the wood veneer finishes, they are protected with Duro Set™ by Guardsman®. Clean with a damp cloth and mild soap and water. Klipsch speakers are also available unfinished.



White

Whitewash

Light Oak

Medium Oak

Walnut

Black Satin



Corporate Offices and Customer Service: 8900 Keystone Crossing, Suite 1220 • Indianapolis, Indiana U.S.A. 46240 1-800-KLIPSCH FAX (317) 581-3199

The Legend Continues...

Specifications are subject to engineering changes. 193034 50M 595 Rev.